



FOUNDATION WORKSHEET

Class: 1

Week: 1

Subject: English

Date: 02/04/2020

Name: _____ Code: Eng-002/2apr/20-21

1. Dear students during this time while you are at home, your school is ensuring that your academic work continues and your foundation grows stronger every day.
2. Given is a worksheet which you must complete today.
3. The Answer Key is also given at the end of the exercise. You may ask your parents to check your exercise only after you have completed the worksheet.
4. You can take a printout of the worksheet if possible or you can solve it in any exercise book.
5. You must make one notebook for all the subjects (where you can stick worksheet or you can write).
6. In case of any doubt you can ask your teachers once school will reopen.

Q1. Look at these pictures. Write the following sentences beside the correct pictures:-

Rohit watches television.

Firoj polishes his shoes.

Mr Soren washes the car.

Vijaya cooks food.

Megha waters the plants.



1. _____

2. _____



3. _____



4. _____



5. _____



Q2. Unscramble the words and rewrite the correct sentences:-

1. tree. green I see a

2. I apples. red like

3. pen. Here red is a

4. purple I hat. a have

5. The wet. is a boy

Visit - <https://www.youtube.com/watch?v=fn9tfrRk6oc>

Answers:

Q1. 1. Mr Soren washes the car. 2. Vijaya cooks food. 3. Megha waters the plants.

4. Firoj polishes his shoes. 5. Rohit watches television.

Q2. 1. I see a green tree. 2. I like red apples. 3. Here is a red pen. 4. I have a purple hat. 5. The boy is wet.



FOUNDATION WORKSHEET

Class: 1

Week: 1

Subject: Maths










Date: 02/04/2020

Name: _____ Code: MATHS-002/2apr/20-21










1. Dear students during this time while you are at home, your school is ensuring that your academic work continues and your foundation grows stronger every day.
2. Given is a worksheet which you must complete today.
3. The Answer Key is also given at the end of the exercise. You may ask your parents to check your exercise only after you have completed the worksheet.
4. You can take a printout of the worksheet if possible or you can solve it in any exercise book.
5. You must make one notebook for all the subjects (where you can stick worksheet or you can write).
6. In case of any doubt you can ask your teachers once school will reopen.

Q1. Fill in blanks with between numbers:-

A

	14	<input type="text"/>	16
	20	<input type="text"/>	22
	29	<input type="text"/>	31
	41	<input type="text"/>	43
	45	<input type="text"/>	47
	12	<input type="text"/>	14
	16	<input type="text"/>	18
	21	<input type="text"/>	23
	37	<input type="text"/>	39

B

	18	<input type="text"/>	20
	20	<input type="text"/>	22
	21	<input type="text"/>	23
	16	<input type="text"/>	18
	25	<input type="text"/>	27
	12	<input type="text"/>	14
	37	<input type="text"/>	39
	15	<input type="text"/>	17
	27	<input type="text"/>	29

Q2. Unscramble the letters and rewrite the number names from 1 to 10:-

1	eon	
2	wot	
3	eehrt	
4	oruf	
5	iefv	
6	ixs	
7	enesv	
8	gtehi	
9	einn	
10	nte	

Learn number song 1 to 10

Visit : <https://www.youtube.com/watch?v=DR-cfDsHCGA>

Answers:

Q1. – Set A- 15, 21, 30, 42, 46, 13, 17, 22, 38

Set B- 19, 21, 22, 17, 26, 13, 38, 16, 28

Q2.- one, two, three, four, five, six, seven, eight, nine, ten.



Foundation Worksheet

Class: I

Week: 1

Subject: EVS

Date: 02/04/2020

Code: EVS-002/2 apr/20-21

Name: _____

1. Dear students during this time while you are at home, your school is ensuring that your academic work continues and your foundation grows stronger every day.
2. Given is a worksheet Which you must complete today.
3. The Answer Key is also given at the end of the exercise. You may ask your parents to check your exercise only after you have completed the worksheet.
4. You can take a printout of the worksheet if possible or you can solve it in any exercise book.
5. You must make one notebook for all the subjects (where you can stick worksheet or you can write).
6. In case of any doubt you can ask your teachers once school will reopen.

Q1. Name five things that living things do?

1. _____
2. _____
3. _____
4. _____
5. _____



Q2. Fill in the blanks.

1. Anything that is alive is called a _____ (living thing / non – living thing)

2. Birds are a part of the _____ kingdom. (animal / plant)

3. _____ is a non – living thing. (Fish / Stone)

Q3. Draw any two non – living things that you use in school.



ANSWER KEY

Q1. a- eat b- drink c- breathe d- move e- grow

Q2. 1- living thing 2- animal 3. stone

