



FOUNDATION WORKSHEET

Class: 1

Week: 3

Subject: English

Date: 17/04/2020

Name: _____ Code: Eng-0017/17apr/20-21

1. Dear students during this time while you are at home, your school is ensuring that your academic work continues and your foundation grows stronger every day.
2. Given is a worksheet which you must complete today.
3. The Answer Key is also given at the end of the exercise. You may ask your parents to check your exercise only after you have completed the worksheet.
4. You can take a printout of the worksheet if possible or you can solve it in any exercise book.
5. You must make one notebook for all the subjects (where you can stick worksheet or you can write).
6. In case of any doubt you can ask your teachers once school will reopen.

Q1. Look at the pictures and write the beginning sound of each:-

A

B

C



at



op



en



an



og



at



et



an



ox



og



un



nt



at



at



um

Q2. Read the story aloud and answer the following questions:-

On April Fool's Day, Jack gave his dad a card. His dad tried to open the card but the card was glued together. Jack screamed "Happy April Fool's Day!".

1. What did Jack give his dad?



He gave him _____ .

2. Why could he not open the card?

The card was _____ .

Visit : <https://www.youtube.com/watch?v=U2HYM9VXz9k>

Answers:

Q1. A] 1- c, 2-m, 3-j, 4-l, 5-h B] 1-t, 2-d, 3-v, 4-s, 5-r C] 1-p, 2-b, 3-f, 4-a, 5-g

Q2. 1) card 2) glued together



FOUNDATION WORKSHEET

Class: 1

Week: 3

Subject: Maths

Date: 17/04/2020

Name: _____ Code: MATHS-0017/17apr/20-21

1. Dear students during this time while you are at home, your school is ensuring that your academic work continues and your foundation grows stronger every day.
2. Given is a worksheet which you must complete today.
3. The Answer Key is also given at the end of the exercise. You may ask your parents to check your exercise only after you have completed the worksheet.
4. You can take a printout of the worksheet if possible or you can solve it in any exercise book.
5. You must make one notebook for all the subjects (where you can stick worksheet or you can write).
6. In case of any doubt you can ask your teachers once school will reopen.


Q1. Expand the given numbers into tens and ones:-

53	=	5	tens	+	3	ones
78	=	___	tens	+	___	ones
45	=	___	tens	+	___	ones
29	=	___	tens	+	___	ones
70	=	___	tens	+	___	ones
18	=	___	tens	+	___	ones
36	=	___	tens	+	___	ones
82	=	___	tens	+	___	ones
61	=	___	tens	+	___	ones
57	=	___	tens	+	___	ones

Q2. Identify the shapes and colour according to the given colour code:-

Star - orange Triangle – green Square – blue Circle- black

Rectangle- pink Diamond- red



Visit : <https://www.youtube.com/watch?v=Hwr4gEHepOo>

Answers:

Q1.	Tens + Ones	Tens + Ones	Tens + Ones
	7 + 8	7 + 0	8 + 2
	4 + 5	1 + 8	6 + 1
	2 + 9	3 + 6	5 + 7



FOUNDATION WORKSHEET

Class: 1

Subject: Hindi

Name : _____

Week: 3

Date: 17-04-2020

Code: Hindi 006/17Apr/20-21

1. Dear students during this time while you are at home your school is insuring that your academic work continues and your foundation grows stronger everyday.
2. Given is a worksheet which you must complete today.
3. The answer key is given at the end of the exercise. You may ask your parents to check your exercise only after you have completed the worksheet.
4. You can take a printout of the worksheet if possible you can solve it any exercise book .
5. You must make 1 notebook of all the subjects (where you can stick worksheets or you can write).
6. In case of any doubt you can ask your teacher when school will reopen.

प्र १) निचे दिए गए स्वरोँको उनके सही चित्र से जोड़ो ।


अः



आ

अः

अ



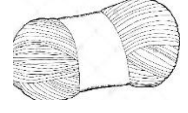
इ



उ



ए



ई



ऐ



ओ



ऊ



औ



अं



प्र २)निचे दिए गए चित्र में रंग भरौ ।



प्र. ३) नीचे दिये गये रिक्त स्थानों में अ से अः तक स्वर दो बार लिखो ।

1)----- ----- ----- ----- ----- ----- -----
----- ----- ----- ----- ----- ----- -----

----- ----- ----- ----- ----- -----
----- ----- ----- ----- ----- -----

2)----- ----- ----- ----- ----- ----- -----
----- ----- ----- ----- ----- ----- -----

----- ----- ----- ----- ----- -----
----- ----- ----- ----- ----- -----

Answer key :

Q1) अ से अनार

आ से आम

इ से इमली

ई से ईख

उ से उल्लू

ऊ से ऊन

ए से एड़ी

ऐ से ऐनक

ओ से ओखली

औ से औरत

अं से अंगूर

Q3) अ आ इ ई उ ऊ ऋ ए ऐ ओ औ अं अ:

