



# ROYAL OAKS WORLD SCHOOL

## FOUNDATION WORKSHEET

Class: 6

Week: 3

Subject: English

Date: 13/04/2020

Name: \_\_\_\_\_

Code: ENG-010/13apr/20-21

1. Dear students during this time while you are at home, your school is ensuring that your academic work continues and your foundation grows stronger every day.
2. Given is a worksheet which you must complete today.
3. The Answer Key is also given at the end of the exercise. You may ask your parents to check your exercise only after you have completed the worksheet.
4. You can take a printout of the worksheet if possible or you can solve it in any exercise book.
5. You must make one notebook for all the subjects (where you can stick worksheet or you can write).
6. In case of any doubt you can ask your teachers once school will reopen.

Q.1. Use the verbs given in the brackets in their correct tense:

- 1) I ..... my speech by next tuesday. (*to study - future perfect tense*)
- 2) Meera ..... you soon. (*to visit - future continuous*)
- 3) They ..... the road since 2019. (*to construct - past perfect continuous*)
- 4) We ..... you tomorrow. (*to see - simple future*)

- 5) I ..... my homework sincerely. (*to do - present perfect continuous*)
- 6) The earth ..... round the sun. (*to move - simple present tense*)
- 7) We ..... not as young as we were ten years ago. (*to be - simple present*)
- 8) They ..... playing since morning. (*to play - present perfect continuous*)
- 9) By tomorrow I ..... my cleaning . (*to finish - future perfect tense*)
- 10) I ..... very hard since one month. (*to work - present perfect continuous*)

Q.2. Identify the tense of the verb in the following sentences:

- 1) They obey instantly.
- 2) He never forgot a question once he had asked it.
- 3) I shall wait until conditions are favourable.
- 4) It seems to me that conditions are favourable.
- 5) I have heard amazing things about this kingdom.
- 6) We shall not disappoint you.
- 7) I am sure that all my opponents did the same for today's debate.
- 8) He had failed in his office.
- 9) I will teach you a lesson.
- 10) Never in his life had he experienced such happiness.

### Answer key

**Q.1. Use the verbs given in the brackets in their correct tense:**

- 1) shall have studied 2) will be visiting 3) had been constructing  
4) shall see 5) have been doing 6) moves 7) are 8) have been playing  
9) shall have finished 10) have been working.

**Q.2. Identify the tense of the verb in the following sentences:**

- 1) obey - Simple Present Tense  
2) forgot - Simple Past Tense, had asked - Past Perfect Tense  
3) shall wait - Simple Future Tense, are - Simple Present Tense  
4) seems - Simple Present Tense, are - Simple Present Tense  
5) have heard - Present Perfect Tense  
6) shall disappoint - Simple Future Tense  
7) am, did - Simple Past Tense  
8) had failed - Past Perfect Tense  
9) will teach - Simple Future Tense  
10) had experienced - Past Perfect Tense.

**Greetings from Royal Oaks World School**

Amazon today cancelled the subscription of books and audio stories for children and students of all ages as long as schools are closed, kids everywhere can instantly stream an incredible collection of stories, including titles across six different languages.

All stories are free to stream on your desktop, laptop, phone or table using the following:

<https://stories.audible.com/start-listen>

**FOUNDATION WORKSHEET****Class: 6****Week: 3****Subject: Maths****Date: 13/04/2020****Name: \_\_\_\_\_****Code: Maths-010/13apr/20-21**


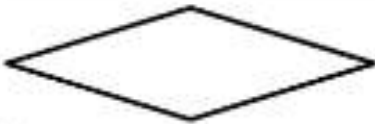
1. Dear Students during this time while you are at home, your school is ensuring that your academic work continues and your foundation grows stronger every day.
2. Given is a worksheet which you must complete today.
3. The Answer Key is also given at the end of the exercise. You may ask your parents to check your Exercise only after you have completed the worksheet.
4. You can take a printout of the worksheet if possible or you can solve it in any exercise book.
5. You must make one note book for all the subjects (where you can stick worksheet or you can write).
6. In case of any doubt you can ask your teachers once school will reopen.



## Maths Worksheet 10

NAME: \_\_\_\_\_

CLASS: 6 SECTION: \_\_\_\_\_ (III - Week) DATE: 13/04/2020

1)	$0.6 \times 4$	
2)	Which two of the numbers below are prime? 17 14 15 18 19 10	
3)	How many acute angles? 	
4)	What is the perimeter of a square with sides 5 inches?	
5)	Which of these numbers are divisible by 5? 32 51 45 20 18	
6)	Add together $\frac{2}{10}$ , $\frac{3}{10}$ and $\frac{4}{10}$	
7)	$9278 = 9008 + \underline{\hspace{2cm}}$	
8)	What is the name of this shape?  trapezoid rectangle rhombus square	
9)	Round 3.48 to the nearest whole number.	
10)	A 5lb chicken takes 15 minutes plus 20 minutes per pound to cook. How long do I need to cook it for? <u>   </u> h <u>   </u> min	
11)	I buy 10 raffle tickets at \$1.60 per ticket. How much money have I spent?	
12)	$\frac{1}{4}$ of 32 subtract $\frac{1}{3}$ of 18	
13)	What is the value of $2x + 1$ if $x = 6$ ?	
14)	Sally spends \$4.30 on a sandwich and \$2.50 on a drink. How much change from \$10?	
15)	In a class, $\frac{2}{3}$ of the children are boys. What fraction are girls?	
16)	I set off at 7:40am. My journey takes 45 min. When do I arrive?	





## Maths Worksheet 10

NAME: \_\_\_\_\_

CLASS: 6 SECTION: \_\_\_\_\_ (III - Week) DATE: 13/04/2020

### Answer

1)	$0.6 \times 4$	<b>2.4</b>
2)	Which two of the numbers below are prime? 17 14 15 18 19 10	<b>17 and 19</b>
3)	How many acute angles? 	<b>2</b>
4)	What is the perimeter of a square with sides 5 inches?	<b>20 inches</b>
5)	Which of these numbers are divisible by 5? 32 51 45 20 18	<b>45 and 20</b>
6)	Add together $\frac{2}{10}$ , $\frac{3}{10}$ and $\frac{4}{10}$	<b><math>\frac{9}{10}</math></b>
7)	$9278 = 9008 + \underline{\hspace{2cm}}$	<b>270</b>
8)	What is the name of this shape?  trapezoid rectangle rhombus square	<b>rhombus</b>
9)	Round 3.48 to the nearest whole number.	<b>3</b>
10)	A 6lb chicken takes 15 minutes plus 20 minutes per pound to cook. How long do I need to cook it for? ____ h ____ min	<b>2 h 15 min</b>
11)	I buy 10 raffle tickets at \$1.60 per ticket. How much money have I spent?	<b>\$16</b>
12)	$\frac{1}{4}$ of 32 subtract $\frac{1}{3}$ of 18	<b><math>8-6=2</math></b>
13)	What is the value of $2x + 1$ if $x = 6$ ?	<b>13</b>
14)	Sally spends \$4.30 on a sandwich and \$2.50 on a drink. How much change from \$10?	<b>\$3.20</b>
15)	In a class, $\frac{2}{5}$ of the children are boys. What fraction are girls?	<b><math>\frac{3}{5}</math></b>
16)	I set off at 7:40am. My journey takes 45 min. When do I arrive?	<b>8:25am</b>

## **FOUNDATION WORKSHEET**

**Class: 6**

**Subject: Science**

**Name: \_\_\_\_\_**

**Week: 3**

**Date: 13/04/2020**

**Code: SCI-010/13apr/20-21**

1. Dear students during this time while you are at home, your school is ensuring that your academic work continues and your foundation grows stronger every day.
2. Given is a worksheet which you must complete today.
3. The Answer Key is also given at the end of the exercise. You may ask your parents to check your exercise only after you have completed the worksheet.
4. You can take a printout of the worksheet if possible or you can solve it in any exercise book.
5. You must make one notebook for all the subjects (where you can stick worksheet or you can write).
6. In case of any doubt you can ask your teachers once school will reopen.

**Q1. PERFORM THE FOLLOWING EXPERIMENT AND NOTE DOWN YOUR OBSERVATION. REWRITE EVERYTHING IN PROPER FORM.**

**Aim:** To show that air is essential for burning

**Materials required:** two deep dishes, two candles, a transparent glass tumbler

**Procedure:**

- Fix two candles in two separate dishes.
- Light both the candles.
- Cover one candle with a glass tumbler. What do you observe after some time?



**OBSERVATION:**

---

---

---

---

---

---

---



## Q2. ANSWER THE FOLLOWING QUESTIONS:

---

1. Rahul's mother always switches off the car's engine if she has to wait at a traffic signal for more than a minute. Do you think her action is right? Give reason.

---

---

---

---

2. Tina collected the leaves of a rose plant as she wanted to grow a new plant from them. Will she be able to grow new rose plant from them? What should she do instead?

---

---

---

---

To get more information on types of roots, click on the link below:

**[https://youtu.be/xh1-YnI6Z\\_Q](https://youtu.be/xh1-YnI6Z_Q)**

## Answer key

Q1.

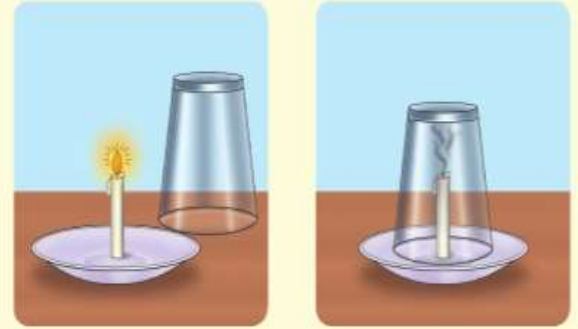
**Aim:** To show that air is essential for burning

**Materials required:** two deep dishes, two candles, a transparent glass tumbler

**Procedure:**

- Fix two candles in two separate dishes.
- Light both the candles.
- Cover one candle with a glass tumbler. What do you observe after some time?

**Observation and conclusion:** You will observe that the candle under the glass tumbler extinguishes after some time. This is because the air inside the glass tumbler gets consumed by the flame. This shows the importance of air (oxygen) for burning.



Q2.

1. Yes, her action is right. When she switches off the engine of the car, she saves petrol and conserves energy.
2. Tina will not be able to grow a new rose plant using leaves. She should use the stem of rose plant to grow a new plant.

**FOUNDATION WORKSHEET**

Class: 6

Subject: Hindi

Name: \_\_\_\_\_

Week 3

Date: 13-04-2020

Code: HIN-010/13Apr/20-21

1. Dear students during this time while you are at home your school is insuring that your academic work continues and your foundation grows stronger every day.
2. Given is a worksheet which you must complete today.
3. The answer key is given at the end of the exercise. You may ask your parents to check your exercise only after you have completed the worksheet.
4. You can take a printout of the worksheet if possible you can solve it any exercise book.
5. You must make 1 notebook of all the subjects (where you can stick worksheets or you can write).
6. In case of any doubt you can ask your teacher when school will reopen.

संज्ञा अथवा सर्वनाम शब्दों के बाद ने,को,से ,के लिए, आदि जो चिन्ह लगते हैं वे **कारक विभक्ति** कहलाते हैं।

प्रश्न १) नीचे दिए गए वाक्यों में से कारक विभक्ति या पहचान कर लिखिए।

- १) पिता सड़क पर खेल से मना करते है। - \_\_\_\_\_
- २) कोरोना की दवा डॉक्टर के पास नहीं है। - \_\_\_\_\_
- ३) हैदर ने पुस्तक मेज पर रखी। - \_\_\_\_\_
- ४) फ्रिज में आईसक्रीम रखी है। - \_\_\_\_\_
- ५) भूखे के लिए रोटी लाओ। - \_\_\_\_\_
- ६) साई ,भव्य को पुस्तक देता है। - \_\_\_\_\_
- ७) राम ने रावण को मारा। - \_\_\_\_\_
- ८) पिता ने पुत्री को पत्र लिखा। - \_\_\_\_\_
- ९) मेरे द्वारा यह काम हुआ। - \_\_\_\_\_
- १०) मै मां के लिए चाय बना रही हूँ। - \_\_\_\_\_

प्रश्न २) रिक्त स्थान में सही कारक विभक्ति भरिए।

१) रमेश \_\_\_ साँप \_\_\_ मारा।

२) स्वास्थ्य \_\_\_ सूर्य \_\_\_ नमस्कार करो।

३) लड़की \_\_\_ पत्र लिखा।

४) बड़ों \_\_\_ सम्मान देना चाहिए।

५) संगीता घोड़े \_\_\_ गिर पड़ी।

६) पानी \_\_\_ मछली रहती है।

७) डॉक्टर \_\_\_ रोगी \_\_\_ इलाज किया।

८) मैं कलम \_\_\_ लिखता हूँ।

९) मैं सब्जी लेने \_\_\_ बाजार गया था।

१०) कमरे \_\_\_ अंदर कौन है।

उत्तर सूची:-

प्रश्न १) १)पर ,से	२)की, के पास	३)ने ,पर	४)मैं	५)के लिए
६)को	७)ने ,को	८)ने, को	९)द्वारा	१०)के लिए

प्रश्न २) १)ने ,को	२) के लिए, को	३)ने	४)को	५) से
६) पर	७) में	८) ने ,का	९) से	१०) के लिए