

FOUNDATION WORKSHEET

Class: 3

Week: 3

Subject: English

Date: 13/04/2020

Name: _____

Code: ENG-010/13apr/20-21

1. Dear students during this time while you are at home, your school is ensuring that your academic work continues and your foundation grows stronger every day.
 2. Given is a worksheet which you must complete today.
 3. The Answer Key is also given at the end of the exercise. You may ask your parents to check your exercise only after you have completed the worksheet.
 4. You can take a printout of the worksheet if possible or you can solve it in any exercise book.
 5. You must make one notebook for all the subjects (where you can stick worksheet or you can write).
 6. In case of any doubt you can ask your teachers once school will reopen.
-

Verbs: Past, Present, and Future Tense

Verbs are words that show an action or state of being. The verb tense tells when the action happened. When the verb tense changes, the verb often changes its spelling. The three major tenses are:

- past (yesterday, earlier, long ago)
- present (today, now, currently)
- future (tomorrow, later, next year)

Example: Run

Past

She ran yesterday.

Present

She runs past me today.

Future

She will run tomorrow.

QA: Write each word or phrase from the verb bank in the proper column below.

Verb Bank					
will smile	flies	flew	swung	chose	will fly
slid	hopped	will swing	kicks	looks	will choose

Present	Past	Future

QB: Complete the following sentences using an appropriate simple present tense form.

1..... you know his name?

a)Do

b)Does

c)Has

2. We strangers.

a)do not trust

b)does not trust

c)have not trust

3. Arun with his left hand.

a)write

b)writes

c)writing

4. Salim for the national hockey team.

a)play

b)plays

c)playing

5. My parents..... me to get good grades.

a)want

b)wants

c)wanting

6. Where you live?

a)do

b)does

c)have

7. What he do?

a)do

b)does

c)have

8. Rahul not have a job.

a)does

b)do

c)have

9. Shiva..... . an apartment in the city.

a)own

b)owns

c)owning

10. Gauri..... lovely long hair.

a)is

b)has

c)have

QC: Complete the following sentences using an appropriate simple past tense form.

1. Last year, our boys the match.

- a) won b) have won c) wins

2. I James at the club yesterday.

- a) meet b) met c) have met

3. The old beggar at the children when they stones at him.

- a) have yelled, threw b) yelled, threw c) have yelled, have thrown

4. The children a fabulous performance.

- a) delivered b) have delivered c) delivers

5. The audience the players.

- a) cheered b) have cheered c) cheers

6. I a new bicycle last week.

- a)bought b)have bought c)had bought

7. We our breakfast half an hour ago.

- a)finished b)have finished c)had finished

8. When I was in the US, I Chicago, Boston and California.

- a)visiting b)visited c)was visiting

9. I an old classmate of mine at the library.

- a)was seeing b)saw c)had seen

10. She that she would not go.

- a)says b)said c)was saying

Answer Key

QA: Write each word or phrase from the verb bank in the proper column below.

Present	Past	Future
flies, kicks , looks	flew , swung, chose, slid, hopped	Will smile, will fly, will sing, will choose

QB: Complete the following sentences using an appropriate simple present tense form.

1. **Do you know** his name?
2. We **do not trust** strangers.
3. Arun **writes** with his left hand.
4. Salim **plays** for the national hockey team.
5. My parents **want** me to get good grades.
6. Where **do you live**?
7. What **does he do**?
8. Rahul **does not have** a job.
9. Shiva **owns** an apartment in the city.
10. Gauri **has** lovely long hair.

QC: Complete the following sentences using an appropriate simple past tense form.

1. Last year, our boys **won** the match.
2. I **met** James at the club yesterday.
3. The old beggar **yelled** at the children when they threw stones at him.
4. The children **delivered** a fabulous performance.

5. The audience **cheered** the players.
6. I **bought** a new bicycle yesterday.
7. We **finished** our breakfast half an hour ago.
8. When I was in the US, I **visited** Boston, Chicago and California.
9. I **saw** an old classmate of mine at the library.
10. She **said** that she would not go.

Audible Stories | Audible.com

Free Stories for kids of all ages. Audible Stories is a free website where kids of all ages can listen...
stories.audible.com

Greetings from Royal Oaks World School. Amazon today cancelled the subscription of books and audio stories for children and students of all ages as long as schools are closed, kids everywhere can instantly stream an incredible collection of stories, including titles across six different languages. All stories are free to stream on your desktop, laptop, phone or tablet using the following:

<https://stories.audible.com/start-listen>



FOUNDATION WORKSHEET

CLASS: 3

WEEK:3

SUBJECT: Mathematics

DATE: 13/04/2020


NAME: _____

CODE: Math-010/13apr/20-21

1. Dear students during this time while you are at home, your school is ensuring that your academic work continues and your foundation grows stronger everyday.
2. Given is a worksheet which you must complete today.
3. The Answer key is also given at the end of the exercise. You may ask your parents to check your exercise only after you have completed the worksheet.
4. You can take a printout of the worksheet if possible or you can solve it in any exercise book.
5. You must make one notebook for all the subjects (where you can stick worksheet or you can write)
6. In case of any doubt you can ask your teachers once school will reopen.

Q1. Mental Math questions.

1. How many toffees are there in the box? Circle the correct number.




10 or 20

2. $5 + 5 =$
3. Write the numeral nineteen.
4. What year is it now?


5. Circle the shape that does not belong.



6.  How many groups of 2?

7. What day is it today?

8. Put the correct sign $>$ or $<$
 29 44

9.  o' clock

10. Write the number that comes before thirty.

11. 2, 4, 6, 8,

12. How many days in a week do you go to school?

13. Circle the groups of 3.



14. $6 + 10 =$

15. How many fish did Uncle Sam catch altogether if he had 5 in his bucket and 4 in his net?



16.

1	2	3	4	5	6	7	8	9	10
---	---	---	---	---	---	---	---	---	----

Colour every third number.

17. Write the numbers you coloured.

, ,

18. $10 - 0 =$

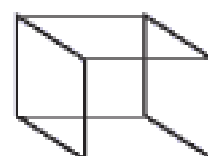
19. $10 + 2 =$

20. How many corners are there in this cube?

a. 6


b. 8

c. 10



ANSWER KEY

Q1. Mental Math questions.

1. 20
2. 10
3. 19
4. 2020
5. 
6. 3
7. Monday
8. <
9. 11 'o' clock
10. 29
11. 10
12. 6
13. Answer accordingly
14. 16
15. 9
16. Colour numbers 3, 6, 9
17. 3, 6, 9
18. 10
19. 12
20. 8

FOUNDATION WORKSHEET

Class: 3

Subject: Science

Name: _____

Week: 3

Date: 13/04/2020

Code: SCI-010/13apr/20-21

1. Dear students during this time while you are at home, your school is ensuring that your academic work continues and your foundation grows stronger every day.
2. Given is a worksheet which you must complete today.
3. The Answer Key is also given at the end of the exercise. You may ask your parents to check your exercise only after you have completed the worksheet.
4. You can take a printout of the worksheet if possible or you can solve it in any exercise book.
5. You must make one notebook for all the subjects (where you can stick worksheet or you can write).
6. In case of any doubt you can ask your teachers once school will reopen.

Q1. PERFORM THE FOLLOWING EXPERIMENT AND NOTE DOWN YOUR OBSERVATION. REWRITE EVERYTHING IN PROPER FORM.

Aim: To investigate roots

Materials required: an onion bulb, a glass tumbler, water

Procedure: Fill the glass tumbler more than three-fourths with water. Place the bulb/onion in the tumbler so that its base touches the water. Put the tumbler on a windowsill.

OBSERVATION:

Q2. ANSWER THE FOLLOWING QUESTIONS:

1. Rahul's mother always switches off the car's engine if she has to wait at a traffic signal for more than a minute. Do you think her action is right? Give reason.

2. Tina collected the leaves of a rose plant as she wanted to grow a new plant from them. Will she be able to grow new rose plant from them? What should she do instead?

To get more information on types of roots, click on the link below:

<https://youtu.be/-ROXGqBSxI>

Answer key

Q1.

Aim: To investigate roots

Materials required: an onion bulb, a glass tumbler, water

Procedure: Fill the glass tumbler more than three-fourths with water. Place the bulb/onion in the tumbler so that its base touches the water. Put the tumbler on a windowsill.

Observe it every day. Record what you see.

Observation and conclusion: You will notice that roots start growing in the glass.

Skills in focus: Experimentation, Observation



Q2.

1. Yes, her action is right. When she switches off the engine of the car, she saves petrol and conserves energy.

2. Tina will not be able to grow a new rose plant using leaves. She should use the stem of rose plant to grow a new plant.



FOUNDATION WORKSHEET

Class: 3

Week: 3

Subject: Hindi

Date: 13/04/2020

Name: _____

Code: HIN-010/13apr/20-21

1. Dear Students during this time while you are at home, your school is ensuring that your academic work continues and your foundation grows stronger every day.
2. Given is a worksheet which you must complete today.
3. The Answer Key is also given at the end of the exercise. You may ask your parents to check your Exercise only after you have completed the worksheet.
4. You can take a printout of the worksheet if possible or you can solve it in any exercise book.
5. You must make one note book for all the subjects (where you can stick worksheet or you can write).
6. In case of any doubt you can ask your teachers once school will reopen.

प्र १. अक्षरों को जोड़कर शब्द बनाए।

१. त + ा + ल + ा = _____

२. अ + ा + क + ा + श = _____

३. प + ा + ल + क = _____

४. ग + ा + ज + र = _____

५. क + ा + ग + ज = _____

६. र + ा + ज + ा = _____

प्र २. मात्रा लगाकर सही शब्द बनाओ - ऊ - ू

१. पालत = _____

२. परब = _____

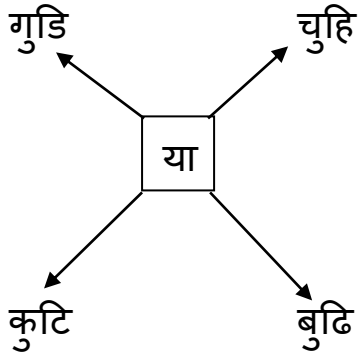
३. खुशब = _____

४. मजदर = _____

५. दध = _____

६. सरज = _____

प्र ३. नए - नए शब्द बनाओ।



१. _____

२. _____

३. _____

४. _____

प्र ४. पढ़ो, समझो और लिखो - खेल - खेलना

१. चर = _____

२. पढ़ = _____

३. सीख = _____

४. लिख = _____

उत्तर

प्र १. १.ताला २.आकाश ३.पालक
४.गाजर ५.कागज ६.राजा

प्र २. १.पालतू २.पूरब ३.खुशबू
४.मजदूर ५.दूध ६.सूरज

प्र ३. १.गुडिया २.चुहिया ३.कुटिया ४.बुढिया

प्र ४. १.चरना २.पढ़ना ३.सीखना ४.लिखना