

Foundation Worksheet

Class: II

Week: 1

Subject: English

Date: 02/04/2020

Code: ENG-002/2 apr/20-21

Name: _____

1. Dear students during this time while you are at home, your school is ensuring that your academic work continues and your foundation grows stronger every day.

2. Given is a worksheet Which you must complete today.

3. The Answer Key is also given at the end of the exercise. You may ask your parents to check your exercise only after you have completed the worksheet.

4. You can take a printout of the worksheet if possible or you can solve it in any exercise book.

5. You must make one notebook for all the subjects (where you can stick worksheet or you can write).

6. In case of any doubt you can ask your teachers once school will reopen.

7. Visit this link to learn about **Articles** <https://youtu.be/drTyYqbz6Xk>

Q.1 Fill in the blanks with **a or **an**:**

1. What is the baby of _____ eagle called?













2. _____ octopus has eight legs.

3. Benny`s grandpa gave him _____ cricket bat for his seventh birthday.

4. Amit bought _____ ice cream and Vijay bought _____ sandwich.

5. Sujata will recite _____ poem in class.

Q.1 Write **a** or **an** in the blanks:

 ____ book	 ____ elephant
 ____ ant	 ____ igloo
 ____ cat	 ____ eye
 ____ apple	 ____ kite
 ____ bow	 ____ egg
 ____ girl	 ____ octopus

Answer Key:

- (Q.1) 1. an 2. An 3. a 4. an , a 5. a
- (Q.2) 1. **A** book 2. **An** ant 3. **A** cat 4. **An** apple 5. **A** bow
6. **A** girl 7. **An** elephant 8. **An** igloo 9. **An** eye 10. **A** kite
11. **An** egg 12. **An** octopus

Foundation Worksheet

Class: II

Week: 1

Subject: Maths

Date: 02/04/2020

Code: Maths-002/2 apr/20-21

Name: _____

1. Dear students during this time while you are at home, your school is ensuring that your academic work continues and your foundation grows stronger every day.

2. Given is a worksheet Which you must complete today.

3. The Answer Key is also given at the end of the exercise. You may ask your parents to check your exercise only after you have completed the worksheet.

4. You can take a printout of the worksheet if possible or you can solve it in any exercise book.

5. You must make one notebook for all the subjects (where you can stick worksheet or you can write).

6. In case of any doubt you can ask your teachers once school will reopen.

Q.1 Add the following Two – Digit Numbers without regrouping:

$$\begin{array}{r} 1) \quad 37 \\ + 42 \\ \hline \end{array} \quad \begin{array}{r} 2) \quad 51 \\ + 42 \\ \hline \end{array} \quad \begin{array}{r} 3) \quad 42 \\ + 23 \\ \hline \end{array}$$

$$\begin{array}{r} 4) \quad 25 \\ + 43 \\ \hline \end{array} \quad \begin{array}{r} 5) \quad 33 \\ + 50 \\ \hline \end{array} \quad \begin{array}{r} 6) \quad 48 \\ + 21 \\ \hline \end{array}$$

$$\begin{array}{r} 7) \quad 25 \\ + 11 \\ \hline \end{array} \quad \begin{array}{r} 8) \quad 26 \\ + 21 \\ \hline \end{array} \quad \begin{array}{r} 9) \quad 42 \\ + 32 \\ \hline \end{array}$$

$$\begin{array}{r} 10) \quad 42 \\ + 15 \\ \hline \end{array} \quad \begin{array}{r} 11) \quad 34 \\ + 25 \\ \hline \end{array} \quad \begin{array}{r} 12) \quad 23 \\ + 64 \\ \hline \end{array}$$

Answer Key:

1. 79	2. 93	3. 65	4. 68	5. 83	6. 69
7. 36	8. 47	9. 74	10. 57	11. 59	12. 87

Foundation Worksheet

Class: II

Week: 1

Subject: E.V.S

Date: 02/04/2020

Code: EVS-002/2apr/20-21

Name: _____

1. Dear students during this time while you are at home, your school is ensuring that your academic work continues and your foundation grows stronger every day.
2. Given is a worksheet which you must complete today.
3. The Answer Key is also given at the end of the exercise. You may ask your parents to check your exercise only after you have completed the worksheet.
4. You can take a printout of the worksheet if possible or you can solve it in any exercise book.
5. You must make one notebook for all the subjects (where you can stick worksheet or you can write).
6. In case of any doubt you can ask your teachers once school will reopen.

Q1] Fill in the blanks:

1. Plants give us _____.
2. A _____ is our dear friend.
3. We make tea from _____ plant.


Q2] Rearrange the letters to form a vegetable:

1. TATOPO: _____
2. TOTOMA: _____
3. STAO: _____

Q3] Name the following

1. A medicinal plant _____
2. A fruit that have a big seed _____.
3. Name a seed that we eat _____.

Q4] Draw and color the different parts of a plant:



[ANSWER KEY]

Q1] Fill in the blanks:

- 1. Oxygen**
- 2. Tree**
- 3. Tea**

{Rearrange the letters to form a vegetable}

- 1. Potato**
- 2. Tomato**
- 3. Oats**

{Name the following}

- 1. Neem**
- 2. Mango**
- 3. Oats**