



FOUNDATION WORKSHEET

Class: 1

Week: 1

Subject: English











Date: 04/04/2020

Name: _____

Code:Eng-004/4apr/20-21

1. Dear students during this time while you are at home, your school is ensuring that your academic work continues and your foundation grows stronger every day.
2. Given is a worksheet which you must complete today.
3. The Answer Key is also given at the end of the exercise. You may ask your parents to check your exercise only after you have completed the worksheet.
4. You can take a printout of the worksheet if possible or you can solve it in any exercise book.
5. You must make one notebook for all the subjects (where you can stick worksheet or you can write).
6. In case of any doubt you can ask your teachers once school will reopen.

Q1. Look at the pictures and write opposites of the given words:-

cold		_____	
fast		_____	
happy		_____	
dark		_____	
big		_____	

Q2. Look at the pictures and fill in the blanks with This or That:-

1. _____ is a car.



2. _____ is a kite.



3. _____ is an apple.



4. _____ is a tent.



5. _____ is a tree.



6. _____ is a computer.



7. _____ is a TV.



8. _____ is a book.



9. _____ is a ball.



10. _____ is a lamp.



11. _____ is a sofa.



Visit -<https://www.youtube.com/watch?v=JdGbLpWlOpY>

<https://www.youtube.com/watch?v=mC9BmlMFzk>

Answers:

Q1. 1) hot 2) slow 3) sad 4) bright/light 5) small

Q2. 1) This 2) This 3) That 4) That 5) This 6) That 7) This 8) That 9) This 10) That 11) This



FOUNDATION WORKSHEET

Class: 1

Week: 1

Subject: Maths

Date: 04/04/2020

Name: _____ Code: MATHS-004/4apr/20-21

1. Dear students during this time while you are at home, your school is ensuring that your academic work continues and your foundation grows stronger every day.
2. Given is a worksheet which you must complete today.
3. The Answer Key is also given at the end of the exercise. You may ask your parents to check your exercise only after you have completed the worksheet.
4. You can take a printout of the worksheet if possible or you can solve it in any exercise book.
5. You must make one notebook for all the subjects (where you can stick worksheet or you can write).
6. In case of any doubt you can ask your teachers once school will reopen.

Q1. Add the following:-

$$\begin{array}{r} 0 \\ + 8 \\ \hline \end{array}$$

$$\begin{array}{r} 7 \\ + 1 \\ \hline \end{array}$$

$$\begin{array}{r} 4 \\ + 7 \\ \hline \end{array}$$

$$\begin{array}{r} 9 \\ + 0 \\ \hline \end{array}$$

$$\begin{array}{r} 2 \\ + 9 \\ \hline \end{array}$$

$$\begin{array}{r} 3 \\ + 1 \\ \hline \end{array}$$

$$\begin{array}{r} 6 \\ + 0 \\ \hline \end{array}$$

$$\begin{array}{r} 8 \\ + 7 \\ \hline \end{array}$$

$$\begin{array}{r} 5 \\ + 7 \\ \hline \end{array}$$

$$\begin{array}{r} 1 \\ + 6 \\ \hline \end{array}$$

$$\begin{array}{r} 0 \\ + 7 \\ \hline \end{array}$$

$$\begin{array}{r} 8 \\ + 1 \\ \hline \end{array}$$

$$\begin{array}{r} 3 \\ + 9 \\ \hline \end{array}$$

$$\begin{array}{r} 2 \\ + 4 \\ \hline \end{array}$$

$$\begin{array}{r} 1 \\ + 6 \\ \hline \end{array}$$

$$\begin{array}{r} 4 \\ + 8 \\ \hline \end{array}$$

$$\begin{array}{r} 4 \\ + 1 \\ \hline \end{array}$$

$$\begin{array}{r} 2 \\ + 3 \\ \hline \end{array}$$

$$\begin{array}{r} 7 \\ + 8 \\ \hline \end{array}$$

$$\begin{array}{r} 7 \\ + 5 \\ \hline \end{array}$$

$$\begin{array}{r} 7 \\ + 2 \\ \hline \end{array}$$

$$\begin{array}{r} 7 \\ + 8 \\ \hline \end{array}$$

$$\begin{array}{r} 2 \\ + 4 \\ \hline \end{array}$$

$$\begin{array}{r} 4 \\ + 0 \\ \hline \end{array}$$

$$\begin{array}{r} 9 \\ + 3 \\ \hline \end{array}$$

Q2. Subtract the following:-

$$\begin{array}{r} 7 \\ - 1 \\ \hline \end{array}$$

$$\begin{array}{r} 9 \\ - 0 \\ \hline \end{array}$$

$$\begin{array}{r} 3 \\ - 1 \\ \hline \end{array}$$

$$\begin{array}{r} 6 \\ - 0 \\ \hline \end{array}$$

$$\begin{array}{r} 8 \\ - 7 \\ \hline \end{array}$$

$$\begin{array}{r} 8 \\ - 1 \\ \hline \end{array}$$

$$\begin{array}{r} 4 \\ - 1 \\ \hline \end{array}$$

$$\begin{array}{r} 7 \\ - 5 \\ \hline \end{array}$$

$$\begin{array}{r} 7 \\ - 2 \\ \hline \end{array}$$

$$\begin{array}{r} 4 \\ - 0 \\ \hline \end{array}$$

$$\begin{array}{r} 9 \\ - 3 \\ \hline \end{array}$$

$$\begin{array}{r} 7 \\ - 6 \\ \hline \end{array}$$

$$\begin{array}{r} 4 \\ - 0 \\ \hline \end{array}$$

$$\begin{array}{r} 8 \\ - 6 \\ \hline \end{array}$$

$$\begin{array}{r} 8 \\ - 8 \\ \hline \end{array}$$

$$\begin{array}{r} 7 \\ - 0 \\ \hline \end{array}$$

$$\begin{array}{r} 6 \\ - 6 \\ \hline \end{array}$$

$$\begin{array}{r} 8 \\ - 5 \\ \hline \end{array}$$

$$\begin{array}{r} 4 \\ - 4 \\ \hline \end{array}$$

$$\begin{array}{r} 3 \\ - 0 \\ \hline \end{array}$$

$$\begin{array}{r} 1 \\ - 0 \\ \hline \end{array}$$

$$\begin{array}{r} 3 \\ - 3 \\ \hline \end{array}$$

$$\begin{array}{r} 8 \\ - 5 \\ \hline \end{array}$$

$$\begin{array}{r} 7 \\ - 1 \\ \hline \end{array}$$

$$\begin{array}{r} 4 \\ - 3 \\ \hline \end{array}$$

Visit : https://www.youtube.com/watch?v=N0_TWQTrJ-k

Answers:

Q1. Addition – 8, 8, 11, 9, 11, 4, 6, 15, 12, 7, 7, 9, 12, 6, 7, 12, 5, 5, 15, 12, 9, 15, 6, 4, 12.

Subtraction - 6, 9, 2, 6, 1, 7, 3, 2, 5, 4, 7, 3, 2, 5, 4, 6, 1, 4, 2, 0, 7, 0, 3, 0, 3, 1, 0, 3, 6, 1.



FOUNDATION WORKSHEET

Class: 1
Subject: Hindi
Name : _____

Week:1
Date: 04-04-2020
Code: Hindi 002/4Apr/20-21

1. Dear students during this time while you are at home your school is insuring that your academic work continues and your foundation grows stronger everyday.
2. Given is a worksheet which you must complete today.
3. The answer key is given at the end of the exercise. You may ask your parents to check your exercise only after you have completed the worksheet.
4. You can take a printout of the worksheet if possible you can solve it any exercise book .
5. You must make 1 notebook of all the subjects (where you can stick worksheets or you can write).
6. In case of any doubt you can ask your teacher when school will reopen.

प्र. १) चित्रो को उसके सही अक्षर से मिलाओ ।



प्र,२) नीचे दिए गए स्वरो में रंग भर कर उसकी पुनरावृत्ति करो ।

अ आ इ

ई उ ऊ

ऋ ए ऐ

ओ औ अं

अ

प्र. ३) नीचे दिये गये रिक्त स्थानों में अ से अः तक स्वर दो बार लिखो ।

1)----- ----- ----- ----- ----- ----- -----
----- ----- ----- ----- ----- ----- -----

----- ----- ----- ----- ----- -----
----- ----- ----- ----- ----- -----

2)----- ----- ----- ----- ----- ----- -----
----- ----- ----- ----- ----- ----- -----

----- ----- ----- ----- ----- -----
----- ----- ----- ----- ----- -----

Answer key :

प्र. १) १) इ से इमली

२) अं से अंगूर

३) आ से आम

४) औ से औरत

प्र. ३) अ आ इ ई उ ऊ ऋ ए ऐ ओ औ अं अः

