



FOUNDATION WORKSHEET

Class: 1

Week: 3

Subject: English

Date: 16/04/2020

Name: _____ Code: Eng-0016/16apr/20-21

1. Dear students during this time while you are at home, your school is ensuring that your academic work continues and your foundation grows stronger every day.
2. Given is a worksheet which you must complete today.
3. The Answer Key is also given at the end of the exercise. You may ask your parents to check your exercise only after you have completed the worksheet.
4. You can take a printout of the worksheet if possible or you can solve it in any exercise book.
5. You must make one notebook for all the subjects (where you can stick worksheet or you can write).
6. In case of any doubt you can ask your teachers once school will reopen.

Q1. Look at the pictures and tick the correct action words:-

1.



Cooking

Eating

5.

Walking

Dancing



2.



Eating

Drinking

6.

Reading

Writing



3.



Playing

Running

7.

Sleeping

Waiting



4.



Standing

Sitting

8.

Sleeping

Watching



Q2. Read the story aloud and answer the following questions:-

The Fat Cat

Chat saw a cat. It was a fat cat.
The cat sat on a mat. Then Chat
saw Pat. Pat had a rat. Pat put a
hat on the rat. Look at that!



1. Chat saw a _____.
2. It was a _____ cat.
3. The _____ sat on a mat.
4. Pat had a _____.
5. _____ put a _____ on the rat.

Visit : <https://www.youtube.com/watch?v=4c6FyuetSVo>

Answers:

Q1. 1) cooking 2) eating 3) playing 4) standing 5) walking 6) reading 7) sleeping
8) watching

Q2. 1) cat 2) fat 3) mat 4) rat 5) Pat, hat.



FOUNDATION WORKSHEET

Class: 1

Week: 3

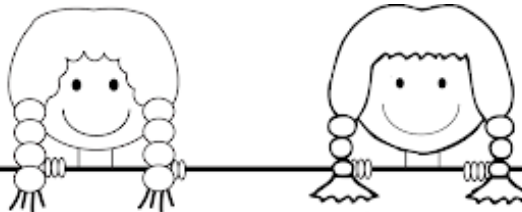
Subject: Maths

Date: 16/04/2020

Name: _____ Code: MATHS-0016/16apr/20-21






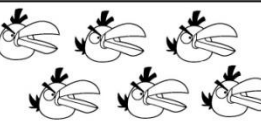
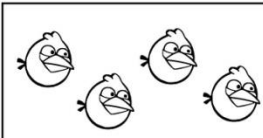



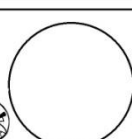


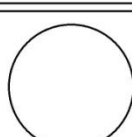




1. Dear students during this time while you are at home, your school is ensuring that your academic work continues and your foundation grows stronger every day.
2. Given is a worksheet which you must complete today.
3. The Answer Key is also given at the end of the exercise. You may ask your parents to check your exercise only after you have completed the worksheet.
4. You can take a printout of the worksheet if possible or you can solve it in any exercise book.
5. You must make one notebook for all the subjects (where you can stick worksheet or you can write).
6. In case of any doubt you can ask your teachers once school will reopen.

Q1. Complete the table of 2:-



2 Times Table	
$2 \times 1 =$	$2 \times 7 =$
$2 \times 2 =$	$2 \times 8 =$
$2 \times 3 =$	$2 \times 9 =$
$2 \times 4 =$	$2 \times 10 =$
$2 \times 5 =$	$2 \times 11 =$
$2 \times 6 =$	$2 \times 12 =$

Q2. Count the pictures and fill in the blanks with (< > =) signs:-

Visit : https://www.youtube.com/watch?v=6u_6y4nTFXA

Answers:

Q1. $2 \times 1 = 2$, $2 \times 2 = 4$, $2 \times 3 = 6$, $2 \times 4 = 8$, $2 \times 5 = 10$, $2 \times 6 = 12$, $2 \times 7 = 14$, $2 \times 8 = 16$, $2 \times 9 = 18$, $2 \times 10 = 20$, $2 \times 11 = 22$, $2 \times 12 = 24$.

Q2. 1) < 2) > 3) = 4) > 5) > 6) >



FOUNDATION WORKSHEET

Class: 1

Subject: Hindi

Name : _____

Week: 3

Date: 16-04-2020

Code: Hindi 005/16Apr/20-21

1. Dear students during this time while you are at home your school is insuring that your academic work continues and your foundation grows stronger everyday.
2. Given is a worksheet which you must complete today.
3. The answer key is given at the end of the exercise. You may ask your parents to check your exercise only after you have completed the worksheet.
4. You can take a printout of the worksheet if possible you can solve it any exercise book .
5. You must make 1 notebook of all the subjects (where you can stick worksheets or you can write).
6. In case of any doubt you can ask your teacher when school will reopen.

प्र १) बोल और लिख कर अभ्यास करो ।

अ आ इ

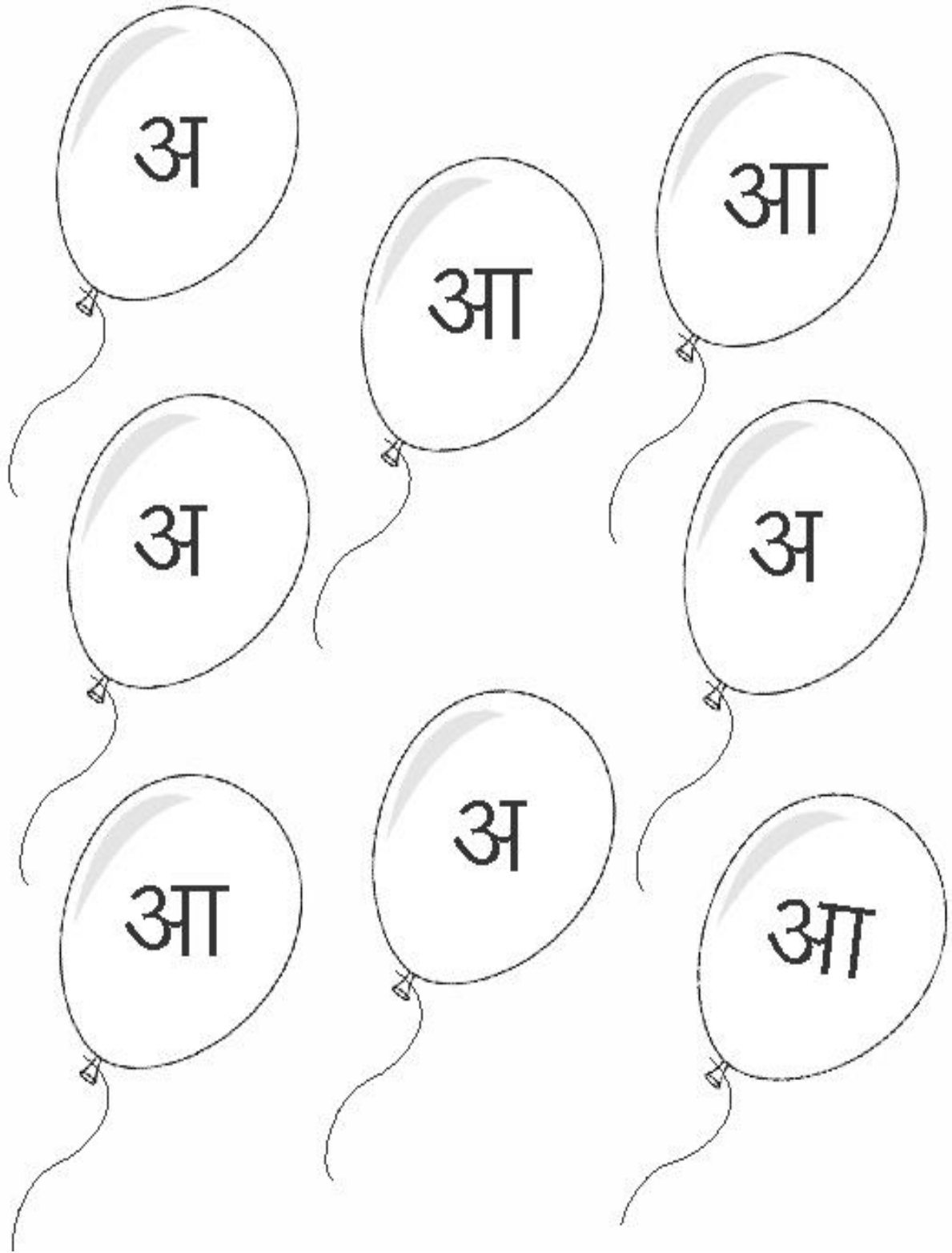
ई उ ऊ

ऋ ए ऐ

ओ औ अ

अः

प्र २) (अ) अक्षर में पीला और (आ) अक्षर में नीला रंग भरो ।



प्र ३) स्वरोँ को उसके सही क्रम में लिखो

अः आ अ इ उ ऋ ए ई ऐ ओ ऊ औ अं

Answer key :

प्र. ३) अ आ इ ई उ ऊ ऋ ए ऐ ओ औ अं अः



