



FOUNDATION WORKSHEET

Class: 3

Week: 1

Subject: English

Date: 01/04/2020

Name: _____

Code: ENG-001/1apr/20-21

1. Dear students during this time while you are at home, your school is ensuring that your academic work continues and your foundation grows stronger every day.
 2. Given is a worksheet which you must complete today.
 3. The Answer Key is also given at the end of the exercise. You may ask your parents to check your exercise only after you have completed the worksheet.
 4. You can take a printout of the worksheet if possible or you can solve it in any exercise book.
 5. You must make one notebook for all the subjects (where you can stick worksheet or you can write).
 6. In case of any doubt you can ask your teachers once school will reopen.
-

Nouns

Q 1:(A) Circle the nouns.

Fish bucket ball lazy buy tank algae seahorse corals
high colourful feed rocks seats pebbles swim jump t raining
aquarium cold water otter sea ticket dark

Q1: (B) Complete the sentences using nouns from above.

1. Last weekend, I went to the _____ with my friend Bill.
2. We could observe the colourful _____ swimming in the various tanks.
3. Every tank was filled with cold _____ pebbles and sometimes algae.
4. In the tropical exhibits, we saw fish tanks with _____ where the fish could hide.

5. When looking carefully, we found a _____ with its tail tied around some algae.
6. Outside, there were larger pools where and _____ was performing tricks.
7. It was able to balance a _____ on its nose while swimming on its back!
8. My friend and I sat in the _____ to watch the show.
9. After every trick, the otter would get a treat from the _____ that the trainer had at his feet.
10. Buying my _____ was expensive, but it was worth it. I enjoyed my visit to the aquarium.

Subject and object pronouns

Q2: Circle the pronoun in each sentence. Write "O" if the pronoun is an object and "S" if the pronoun is a subject.

1. They collect sports cards. _____
2. Laura called me last night. _____
3. We are late again! _____
4. The coach will not let us play tonight. _____
5. You are going skating this afternoon. _____
6. Anita lent you her favourite pencil. _____
7. It is time to leave. _____
8. He studied hard for the test. _____
9. The teacher gave him the answer. _____
10. Jack and Gabe are making too much noise. Tell them to stop. _____

HINT:

. Subject pronouns: I, you, he, she, it, we, they
 . Object pronouns: me, you, him, her, it, us, them

Answer Key:

Q 1: (A) Circle the nouns.

fish	bucket	tank	algae	seahorse	corals	rocks	seats	pebbles	aquarium
water	otter	sea	tickets	ball					

Q1:(B) Complete the sentences using nouns from above.

- | | | | | |
|-------------|---------|----------|-----------|-------------|
| 1. aquarium | 2. fish | 3. water | 4. corals | 5. seahorse |
| 6. otter | 7. ball | 8. seats | 9. bucket | 10. ticket |

Q 2: Circle the pronoun in each sentence. Write "O" if the pronoun is an object and "S" if the pronoun is a subject.

1. They <u>S</u>	2. me <u>O</u>	3. We <u>S</u>	4. us <u>O</u>	5. You <u>S</u>
6. you <u>O</u>	7. It <u>S</u>	8. He <u>S</u>	9. him <u>O</u>	10. them <u>O</u>



FOUNDATION WORKSHEET

CLASS: 3

WEEK:1

SUBJECT: Mathematics

DATE: 01/04/2020

NAME: _____

CODE: Math-001/1apr/20-21

1. Dear students during this time while you are at home, your school is ensuring that your academic work continues and your foundation grows stronger everyday.
2. Given is a worksheet which you must complete today.
3. The Answer key is also given at the end of the exercise. You may ask your parents to check your exercise only after you have completed the worksheet.
4. You can take a printout of the worksheet if possible or you can solve it in any exercise book.
5. You must make one notebook for all the subjects (where you can stick worksheet or you can write)
6. In case of any doubt you can ask your teachers once school will reopen.

Q1. Mention whether the number is odd or even.

1. 25 _____
2. 46 _____
3. 101 _____
4. 14 _____
5. 900 _____

Q2. Add the following.

$$\begin{array}{r} 345 \\ +233 \\ \hline \end{array}$$

$$\begin{array}{r} 283 \\ +257 \\ \hline \end{array}$$

$$\begin{array}{r} 68 \\ +22 \\ \hline \end{array}$$

$$\begin{array}{r} 27 \\ +15 \\ \hline \end{array}$$

$$\begin{array}{r} 517 \\ +256 \\ \hline \end{array}$$

Q3. Subtract the following.

$$\begin{array}{r} 736 \\ -123 \\ \hline \end{array}$$

$$\begin{array}{r} 34 \\ -12 \\ \hline \end{array}$$

$$\begin{array}{r} 376 \\ -145 \\ \hline \end{array}$$

$$\begin{array}{r} 34 \\ -26 \\ \hline \end{array}$$

$$\begin{array}{r} 813 \\ -403 \\ \hline \end{array}$$

Q4. Write the place value of the underlined digit.

1. 492 _____

2. 326 _____

3. 378 _____

4. 741 _____

5. 891 _____

* Learn tables 1 to 10.

ANSWER KEY

Q1. Mention whether the number is odd or even.

1. Odd 2. Even 3. Odd 4. Even 5. Even

Q2. Add the following.

1. 578

2. 540

3. 90

4. 42

5. 773

Q3. Subtract the following.

1. 613

2. 22

3. 231

4. 8

5. 410

Q4. Write the place value of the underlined digit.

1. Ones

2. Hundred

3. Tens

4. Hundred

5. Ones



FOUNDATION WORKSHEET

Class:3

Week:1

Subject: Science

Date:01/04/2020

Name: _____

Code:SCI-001/1apr/20-21

1. Dear students during this time while you are at home, your school is ensuring that your academic work continues and your foundation grows stronger every day.
2. Given is a worksheet which you must complete today.
3. The Answer Key is also given at the end of the exercise. You may ask your parents to check your exercise only after you have completed the worksheet.
4. You can take a printout of the worksheet if possible or you can solve it in any exercise book.
5. You must make one notebook for all the subjects (where you can stick worksheet or you can write).
6. In case of any doubt you can ask your teachers once school will reopen.

Q1. Tick (✓) the correct option.

1) _____ is an animal doctor.

- a. Vet () b. Dentist () c. Scientist ()**

2) Mosquitoes feed on the _____ of other animals.

- a. Muscles () b. Blood () c. Bones ()**

3) Animals should be treated with _____.

- a. Hate () b. Rudeness() c. Love ()**

4)The chain of eating and being eaten is called _____

- a. Food line () b. Food chain() c. Food circle ()**

5) _____ has very sharp, pointed teeth to tear flesh of other animals.

- a. Lion () b. Buffalo () c. Rabbit ()**


Q2. State whether the following are true or false.

- 1) A goat is a carnivore.
- 2) A parrot has curved beak.
- 3) A lion is a herbivore
- 4) A snake chews it's food.
- 5) A rabbit has special teeth for chewing.

Q3. Fill in the blanks.

- 1) Tigers are called _____ animals.
- 2) Animals that eat only flesh of other animals are called _____.
- 3) Omnivores eat both _____ and _____.
- 4) A butterfly suck _____ from flowers.
- 5) An elephant has a long _____ which helps it to break branches and leaves of trees.

Q4. Identify which of the following are Herbivores, Carnivores and Omnivores. Write 'H' or herbivore, 'C' for carnivore and 'O' for Omnivore.



Indian Elephant



White Pointer Shark



Rabbit



Gorilla



Red Squirrel



Horse



Grizzly Bear



Zebra



Hyena



Crocodile



Cobra



Lion



Sheep



Raccoon



Owl



Giraffe

ANSWERS

Q1.

















1. a. Vet
2. b. Blood
3. c. Love
4. b. Food chain
5. a. Lion

Q2.

1. F
2. T
3. F
4. F
5. T

Q3.

1. carnivore
2. carnivores
3. plants and animals
4. nectar
5. trunk

Carnivores, Herbivores or Omnivores? Name: _____ Date: _____			
Research the feeding habits of these animals. Label the carnivores, herbivores and omnivores.			
 Indian Elephant	 White Pointer Shark	 Rabbit	 Gorilla
H.	C.	H.	O.
 Red Squirrel	 Horse	 Grizzly Bear	 Zebra
H.	H.	O.	H
 Hyena	 Crocodile	 Cobra	 Lion
C.	C.	C.	C
 Sheep	 Raccoon	 Owl	 Giraffe
H.			

FOUNDATION WORKSHEET**Class: 3****Week: 1****Subject: Hindi****Date: 01/04/2020****Name: _____****Code: HIN-001/1apr/20-21**

1. Dear Students during this time while you are at home, your school is ensuring that your academic work continues and your foundation grows stronger every day.
2. Given is a worksheet which you must complete today.
3. The Answer Key is also given at the end of the exercise. You may ask your parents to check your Exercise only after you have completed the worksheet.
4. You can take a printout of the worksheet if possible or you can solve it in any exercise book.
5. You must make one note book for all the subjects (where you can stick worksheet or you can write).
6. In case of any doubt you can ask your teachers once school will reopen.

प्र १. निम्नलिखित अनुच्छेद वापस लिखो।

अब बीज ने दरवाजा खोल दिया। अंदर आकर दोनों ने बड़े प्यार से बीज को समझाया कि बाहर की दुनिया बहुत खूबसूरत है। यह सुनकर बीज उन दोनों के साथ ज़मीन के नीचे से बाहर आ गया और जब उसने अपने चारो तरफ रंगबिरंगे पेड़ - पौधे देखे तो वह बहुत खुश हुआ।

प्र २. नीचे दिए गए वाक्य शुद्ध करके लिखो।

१. आगे जाने पर उन्हें अपने मित्र चूहे दिखायी दिए।
२. एक छोटा-सा बिज ही बड़ा पेड़ बनाता है।
३. हुआ सवेरा, अब तो जग जाओ मेरे भैया.....
४. बिज का घर जमीन के निचे था।
५. पहले सूरज कि कीरण अंदर आई थी।

उत्तर

१. आगे जाने पर उन्हे अपने मित्र चूहे दिखाई दिए।
२. एक छोटा-सा बीज ही बड़ा पेड़ बनता है।
३. हुआ सवेरा अब तो जग जाओ मेरे भैया.....
४. बिज का घर ज़मीन के नीचे था।
५. पहले सूरज की किरण अंदर आई थी।